


**Superior Engineering  
Superior Performance**

**BIOMASS**  
engineering &  
equipment



**ENGINEERING  
& DESIGN**

**INSTALLATION  
& STARTUP**

**TECHNICAL  
SUPPORT**

# PELLET MILLS

BE&E offers complete service for turn-key pellet mills with outputs between 34,000-103,000 tons per year. Let us engineer, procure, and oversee the construction of a premium mill that will produce a consistent, value-added product.

**BIOMASS**  
engineering &  
equipment



[www.Biomass-Equipment.com](http://www.Biomass-Equipment.com)



+1 317-522-0864



[Info@Biomass-Equipment.com](mailto:Info@Biomass-Equipment.com)



# PELLET MILLS

**ENGINEERING  
& DESIGN**

**INSTALLATION  
& STARTUP**

**TECHNICAL  
SUPPORT**

## 01


### ENGINEERING AND DESIGN

- Site civil engineering
- Electrical engineering
- Mechanical engineering
- Structural engineering
- Controls engineering
- Workload calculations

Drax pellet mill  
Leola, Mississippi  
Material Handling



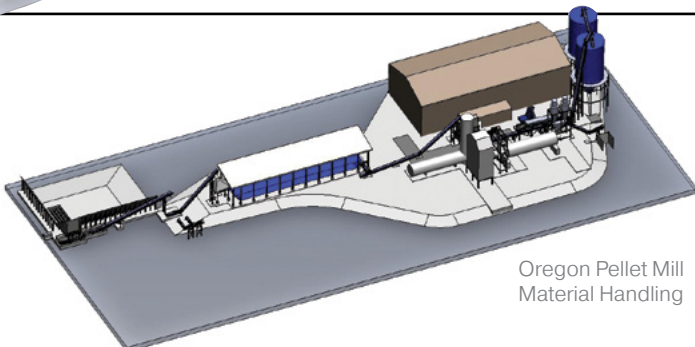
BE&E SMART Conveyors™ at Georgia pellet facility.



## 02

### INSTALLATION AND STARTUP

- Facility operations building
- Base rock and concrete for all machinery foundations
- Finished access roads and work area access pads
- Supply of all electrical components, controls, and machinery
- Electrical connections from the transformer
- Installation and startup for all the above



Oregon Pellet Mill  
Material Handling

## 03

### TECHNICAL SUPPORT

- Training on all supplied machinery
- CMMS maintenance program
- On-site technical support for the first month
- Quarterly technical visits for next year
- Assembly sections to save time during assembly