


**Superior Engineering
Superior Performance**

BIOMASS
engineering &
equipment



**ENGINEERING
& DESIGN**

**INSTALLATION
& STARTUP**

**TECHNICAL
SUPPORT**

PELLET MILLS

BE&E offers complete service for turn-key pellet mills with outputs between 34,000-103,000 tons per year. Let us engineer, procure, and oversee the construction of a premium mill that will produce a consistent, value-added product.

BIOMASS
engineering &
equipment



www.Biomass-Equipment.com



+1 317-522-0864



Info@Biomass-Equipment.com



PELLET MILLS

**ENGINEERING
& DESIGN**

**INSTALLATION
& STARTUP**

**TECHNICAL
SUPPORT**




BE&E SMART Conveyors™ at Georgia pellet facility.

01

ENGINEERING AND DESIGN

- Site civil engineering
- Electrical engineering
- Mechanical engineering
- Structural engineering
- Controls engineering
- Workload calculations

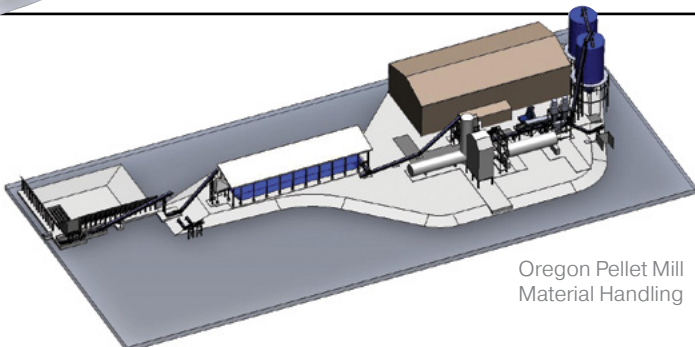
Drax pellet mill
Leola, Mississippi
Material Handling



02

INSTALLATION AND STARTUP

- Facility operations building
- Base rock and concrete for all machinery foundations
- Finished access roads and work area access pads
- Supply of all electrical components, controls, and machinery
- Electrical connections from the transformer
- Installation and startup for all the above



Oregon Pellet Mill
Material Handling

03

TECHNICAL SUPPORT

- Training on all supplied machinery
- CMMS maintenance program
- On-site technical support for the first month
- Quarterly technical visits for next year
- Assembly sections to save time during assembly